

Tarporley High School & Sixth Form College

Year 6 Transition Pack
September 2025



Section 1: My New High School

In this section you can share your thoughts and feelings about your transition to Tarporley High School. If you have questions about starting now is the time to ask them!



Questions I want to ask!

You may have your own questions that you want to ask during your visit. Make a list of these below and write down the answer when you have the information you need.

My Question	Answer

Tarporley High School Question Sheet

Name of High School: _____

Address of High School: _____

Telephone Number: _____

Website Address: _____

Can you find the answers to any of the following questions?

Questions About How the School Works	Answer
What time does school start and finish?	
What times are break and lunches?	
What sort of food is sold?	
How much do things cost?	
Where can students go at lunch time?	
Where can students go at break times?	
How much homework do you get?	
What happens if it isn't done?	
Where can I go to do my homework in my free time?	
What happens if I get into trouble?	
Who are the best people to talk to if I am having problems?	

There are many teachers at Tarporley High school, not all of them will teach you, but may be important to you in a different way. As well as being a teacher they may have another job in school. The different names for these jobs are helpful to learn.

Questions About Who's Who?	Answer
Name of your Form Tutor What do they do? When do you see them? Where can I find them?	
Name of your Head of Year? What do they do? When do you see them? Where can I find them?	
Name of the Head Teacher?	
Name of the Deputy Head	
Who else do you need to know? What do they do and when will you see them?	

Questions About the Timetable and Learning Opportunities in School	Answer
How does the timetable work?	
What subjects will I be able to study?	
What facilities does the school have e.g. sports equipment, science laboratories?	
What happens if I find the work hard?	
Is there support in lessons?	
Are there any homework clubs?	
What other clubs are offered?	

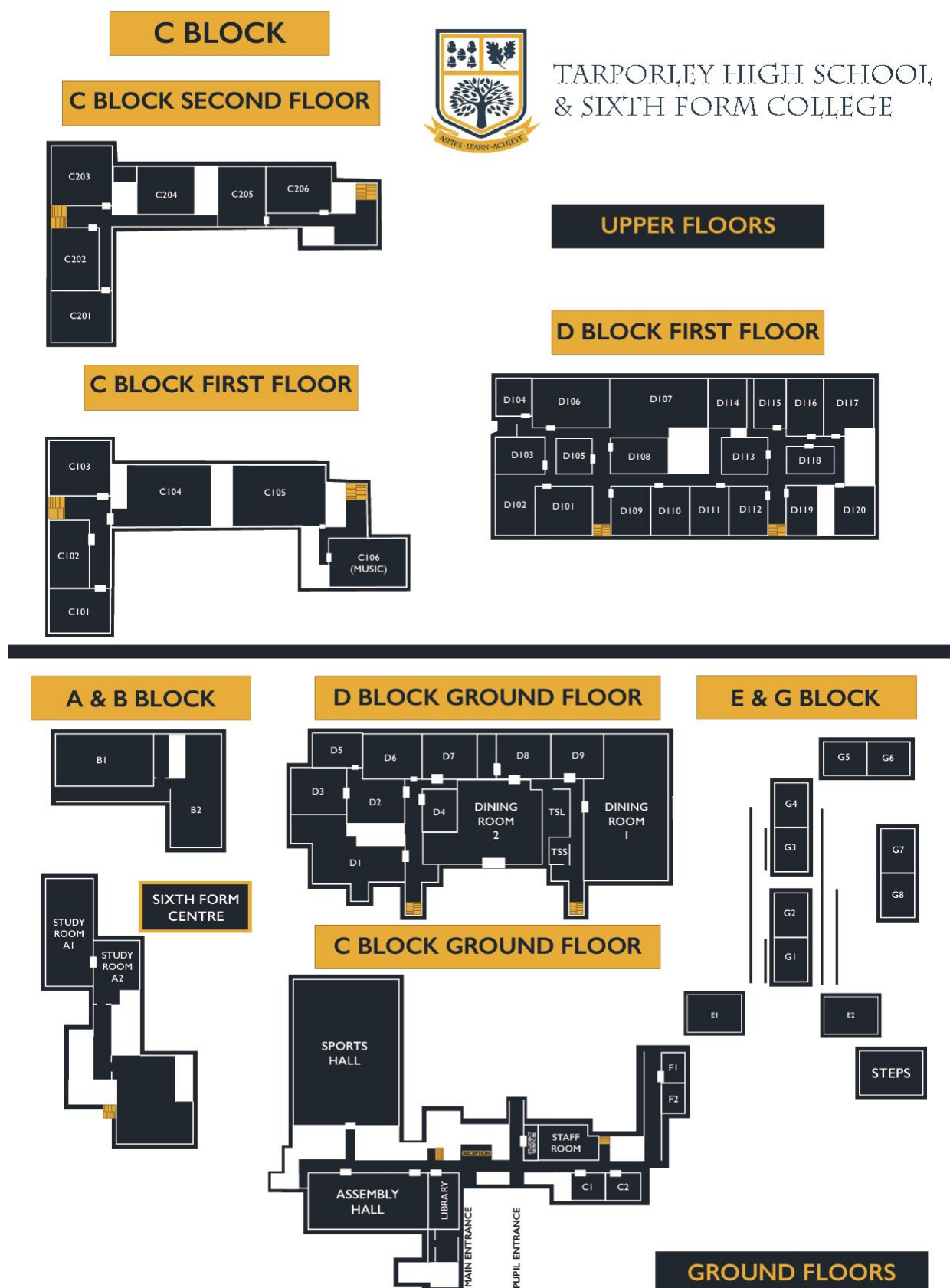
Questions About Getting to School	Answer
Where is the school?	
How will I get there?	
How do I use the school bus?	
Where is the bus stop?	

Questions About School Uniform and Equipment	Answer
What is the school uniform?	
Where can I buy it?	
What P.E kit will I need?	
What kind of bag will I take my school equipment in?	
Is there any other equipment I will need?	

Finding Your Way Around

It can be difficult to find your way around a new place.

Before you visit Tarporley High School use the map below to familiarise yourself with the different areas of the school.



Tarporley High School Uniform

It is important to wear the right clothes when you start Tarporley High School.

You may find photographs of pupils wearing the uniform on the school website, in the school prospectus or you may know someone who already goes to the school who can show you.

List the uniform you need to wear at Tarporley High School. Remember to think about appropriate shoes.

1. _____

2. _____

3. _____

4. _____

5. _____

You will need different clothing for P.E. Make a list.

1. _____

2. _____

3. _____

4. _____

5. _____

Make sure that you buy a bag that can hold A4 folders, text books, equipment and that is comfortable to carry.

Asking For Help

Sometimes at school things may be difficult or may go wrong. These things could be small e.g.

- not knowing what the homework is
- not being able to find your way around

or could be bigger

- getting into trouble
- finding the work hard

There are many people who could help you at Tarporley High School, but they won't know you need help unless you tell them.



Friends - Ask a friend or people in your class if they know where to go. You can ask them what the homework was if you aren't certain. They can also help work out new situations like going to the canteen.



Teachers - Ask your teachers if you don't know what to do in class or for homework. They will also be able to help if you have forgotten something or don't know where to go.



People at Home People at home will be able to help you plan and organise your equipment and homework. They will want to know if you have any problems. They will be able to help you work out the best person to ask if you have problems with work or may try to contact someone in school and ask them to help you.

Try to work out who you would approach in these situations

- You don't know where your lesson is
- You cannot read your homework notes
- You have got into trouble for forgetting your course book several times
- In the lesson you did not understand what the teacher wanted you to do
- You have not got a pencil which is needed to complete your work

School Expectations at Tarporley High School

Think about how you are expected to behave in High School and the reasons for this. Fill in the chart below. If you cannot think of some reasons there are some suggestions on the next page.

School Expectations	Positive Results	Negative Results
Attend classes		
Work hard		
Produce work on time		
Co-operate with others – Be nice!		
Doing well and getting a good qualification and a good recommendation from school		

Positive Statements	Negative Statements
<p>People will think I am productive. Other pupils may ask for my help.</p>	<p>Teachers and family will be concerned that I am not achieving my full potential.</p>
<p>People will think I am conscientious, I will feel proud of my hard work.</p>	<p>Teachers will be concerned about me disrupting the group and stopping other pupils from working. People who disrupt others are often asked to leave the class. Other pupils don't like being disrupted.</p>
<p>I am likely to get an interesting and rewarding job. I will feel happy.</p>	<p>My teachers and family will worry about me. My teachers will not be able to do their job of teaching and helping me.</p>
<p>People will think I am reliable. I will feel good.</p>	<p>I am unlikely to get a good qualification and so will have less employment choices available for me. I may not earn enough money to pursue my interests.</p>
<p>People will think I am good to work with.</p>	<p>My teachers and family will worry about me. They may feel I am not taking full responsibility for my work, and not asking for help when it is needed.</p>

Going to Tarporley High School

How Do You Feel?

Choose two different colours. Highlight phrases that you are looking forward to in one colour and use a different colour to highlight those you are worried about. There are additional boxes at the bottom for other things you might be looking forward to or worried about that aren't included in the list.

Making new friends	Learning a new timetable
Dinner Time	Homework
Having a different uniform	Being on time
Finding my way around	Break times
Getting to school	Learning new subjects
Meeting others my own age	Joining clubs
Being with friends	School rules
Meeting my new teachers	Meeting my Form Tutor
Being with older pupils	Being able to do the work
Getting changed for P.E	Taking a shower after P.E



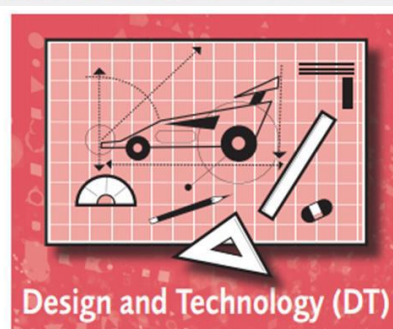





You may find it helpful to talk to your teacher/parents/friends about how you are feeling. They may be able to work through any worries with you.

Section 2: Organisation at School and Home

This section provides you with information and resources to support you in organising yourself independently at Tarporley High School. This will be an important skill that you will need to develop!

What Subjects Will I Study At Tarporley High School?

You will study many different subjects at Tarporley High School. You will be provided with a timetable which shows you which subject lessons you will have every day.



Colour Coding Subjects

When you receive your new timetable you may find it helpful to list your subjects, teacher and room and colour code each subject.

Subject	Teacher	Room	Colour
English	Miss Smith	C1	Blue
Maths	Mrs Fowler	B2	Red
Science	Mrs West	A1	Yellow
History	Mr Worth	C3	White
Geography	Mr Hartley	C2	Orange
RE	Mr Smith	R2	Purple
Technology	Mr Brown	T4	Brown
Music	Miss Sweet	M2	Green
P.E	Mr Howarth	Sports Hall	Pink

Lesson Equipment List

For this lesson I need:

/	Pen
/	Pencil
	Coloured Pens/Pencils
/	Rubber
/	Ruler
	Calculator
/	Exercise Book
	Piece of Paper
	Number Line/Square

At the end of the lesson you need to pack your bag, check you have all your belongings and usually you have to leave your classroom in order to go to your next lesson.

Equipment lists can be used as a reminder to ensure that you have the correct equipment for each lesson.

Top Tips for Homework Success

You will be asked to complete homework at Tarporley High School. You will be provided with a homework timetable which shows you which days you will receive homework from specific subjects. Read the following tips for homework success at Tarporley High School!

When a teacher gives you the homework, ask them to write it in your homework planner for you, or at least check that you have recorded it properly. Make sure you know when it needs to be handed in.

1

When a teacher gives you the homework, ask them to write it in your homework planner for you, or at least check that you have recorded it properly. Make sure you know when it needs to be handed in.



2

Have a homework timetable in your planner and on your bedroom wall which highlights which days you have certain homework.



3

Try to do your homework the day you get it. That way you won't be worrying about it.



4

Set aside a time every day to complete homework. For example it may be 4:30 – 6pm. The same time every day is a good idea and gets you into good homework habits. If you don't have any homework that day, that's a bonus.

5

Try to do your homework in the same place every day. This might be the kitchen table or in your bedroom. In front of the television is not a good idea.





6



Have something that you really look forward to doing as a reward for completing your homework. This might be playing on the games machine, or your special interest.

7

Try to get homework completed in school, either in the library or the resource base. Your new high school may have a homework club. You are more likely to find someone to help you in school.




8

If you don't like doing your homework at home, try to arrange to do it at a friend's house.

9

Ask your parents to check the homework and sign your homework planner.



10

Try to incorporate homework into part of your routine. Rather than sitting and feeling resentful, take a deep breath and make a start. It's better than getting a detention.

Taking Care of Yourself - Top Tips

Keeping Fit

Exercise produces brain chemicals called endorphins that make people feel happy and improves energy levels. Regular exercise often makes people feel more energetic, allowing them to be more active, and reducing the likelihood of feeling tired during the day. Most people report that they feel calm and have a sense of well-being after they exercise. Exercise also helps people sleep better.



Ideas

- Walk or bike to school if you live nearby and can safely do so.
- Between classes stand up and walk around, even if your next subject is in the same room.
- Stay active after school.

Healthy Diet

- **Eat breakfast** - Eating breakfast, even if it's just a banana and a glass of milk, kick-starts the body and makes it easier to maintain lasting energy throughout the day.
- **Choose healthier snacks** – Healthy snacks between meals are a great way to stay energised, and they keep your brain and body healthy and functioning.
- **Water**- Drink plenty of water throughout the day and try to avoid fizzy drinks.



Sleep

Go to bed at a regular time every night to recharge your body and mind. Be sure to turn off your phone, TV, and other devices when you go to bed. The recommended amount of sleep for young people your age is between 8 and 10 hours per night.

Appearance

It is important that we take care of our appearance.

- Brush your hair every day
- Make sure your uniform is clean
- Look in the mirror to check you are tidy every day before you leave home.

Section 3: Making and Keeping Friends

You will make lots of new friends at Tarporley High School. However, it can sometimes be difficult to get to know someone new. This section provides you with help on how to do this!



Making New Friends at Tarporley High School

At Tarporley High School there are likely to be lots of students from other schools. There will be opportunities to make new friends. It can be difficult to get to know someone new.

It may help to act out meeting new people and use some of these suggestions.

- Smile when you say **“Hello”**
- Start the conversation by asking a question about what they are doing? **“What are you doing?”** or **“What are you reading?”**

Or about something you have in common

“How do you like this lesson?”

- Introduce yourself

“By the way, my name is _____, what’s yours?”

- Ask some questions to find out about them. Suitable topics may be:

School: **What are you studying?**
 Who is your teacher?

Home: **Where do you live?**
 How do you get to school?

Interests: **What do you like doing?**
 What’s your favourite TV programme?

Family: **Do you have any brothers or sisters?**

- If they answer your question respond to some of the information they have told you. If you can, ask another question.

“That’s my favourite lesson too. I enjoyed working on the computers. What did you like doing?”

Don’t ask about

- Sensitive topics. These are topics that could make the other person upset.
- Something that makes the other person look or sound different.
- Any problems he or she may have.

How to Be a Friend

Here are some positive things friends do for each other to keep their friendship strong.

Empathise – Put yourself in your friend’s situation to understand what they’re going through and may be feeling.

Support – you can show support to your friends by just listening when they need to share anything.

Compliment – Everyone likes to receive a compliment. Compliment your friend on a new hairstyle, a great score on a test, a smooth football move. Be specific and keep it simple. Choose the right moment to give the compliment.

Encourage – Use encouraging statements like “You can do it”

When you wonder if you’re being a good friend, ask yourself this question:

Am I treating my friend like I want my friend to treat me?



Joining In

Joining in conversations or a group activity can be difficult. However, it is one way to make new friends.



Watch and Listen

Observe what the group is doing. Listen to what the people are saying. Don't interrupt

Make a friendly comment or gesture

Nod your head and smile. Make comments like, "That's a good idea" or "That looks great"




Find something you have in common with the group

Think about your own experiences. You could say "I saw that movie" or "I have that game at home" Keep your comments short.

Ask to join in

Wait for a pause in the conversation. You could say, "Can I walk with you?" "Do you need any help?" or "Can I play"



Accept "no" for an Answer

Sometimes people don't want you to join in with them. Try not to complain or argue. Go and ask someone else

Joining-in Situations

Here are some situations you might want to join in with. Try and plan what you may say or do. You could try acting these situations out.

1. You see three of your classmates playing football after school. You know one of them pretty well. You don't know the other two. You're quite good at being in goal.

What could you do? _____

What could you say? _____

2. You hear two classmates talking about the latest PlayStation game. You were playing on it last night.

What could you say? _____

What could you do? _____

3. Two classmates are asking the teacher for permission to work on an art project during the lunch hour. Art is your favourite subject and your project is already on display.

What could you say? _____

What could you do? _____

Starting Conversations

Questions can be a good way to start a conversation with someone. But it's also good to say other things which aren't just questions.

You could make a statement about music such as: "I like that singer, but I don't like their music videos."



Ask questions:

- about them - It's a good way to show that you're interested and want to connect with them
- about a film, show or musician - they might like them too, and you can bond over this
- avoid "yes" and "no" questions - try to ask them something that needs an explanation, starting with what, why, how and describe.

It's important to listen

A good listener is someone who lets the other person have their turn to talk. It can help to concentrate on what the other person is saying.

Try not to get distracted by other things, like looking at your phone. When the other person has said something, try to add something to the conversation based on what they have said (to show you've listened.)

Giving and Receiving Compliments

It can feel great receiving a compliment. Saying something nice can be a great way to start building a friendship with someone.

Giving Compliments

- You could tell someone you like:
- their hairstyle
- their shoes
- the way they laugh
- their skills at a certain sport, like football or hockey
- the fact that they're good at a certain subject at school
- their sense of humour.

Receiving Compliments

If someone compliments you, don't dismiss it

- Smile and say "Thank You"



Teasing and Sarcasm



Some teasing can be done in good-natured fun, but when teasing gets out of control it can be hurtful. Before jokingly teasing a friend, ask yourself these questions:

- Is this an OK subject to tease someone about?
- Will this hurt my friend's feelings?
- Will my friend understand that I'm teasing?
- Have I been teasing my friend a lot lately?
- Will this get on my friend's nerves?

Am I treating the person the way I would like to be treated?

If you are teased and you can:

- Use a confident voice to tell the child who is making fun to stop.
- Ignore or calmly walk away from the teasing.
- Avoid acting too upset by teasing (getting a big reaction can satisfy the teasers and make them likely to try again).
- Think of a short phrase or joke to say in response.

"And your point is...?"

"I'm sorry, were you speaking to me?"

"Tell me when you get to the funny part"

- Walk away and find a friend to be near.
- Tell a teacher or another adult.

Sarcasm can be a form of teasing. It is the use of remarks that clearly mean the opposite of what they say, made in order to hurt someone's feelings or to criticize something in a humorous way:

"Yeah, whatever"	means	You are not bothered
"Ah, well done"	means	That's stupid

Congratulations!

**You are now ready to 'move on' and start
Tarpoley High School!**

