



Teams

This is what the DofE icon looks like on teams.

Your teams



DofE



THS-2021-11-4-TeF



THS-2021-10-1-TeF




THS-2021-9X4-Te




THS-2021-9Y3-Te



THS-2021-8X4-Te



THS-2021-8Y4-Te



THS-2021-7Y3-Te



THS-2021-7X4-Te




Catch-Up Year 10



PCAT



THS Staff



Cover



THS All Teachers



THS All Staff

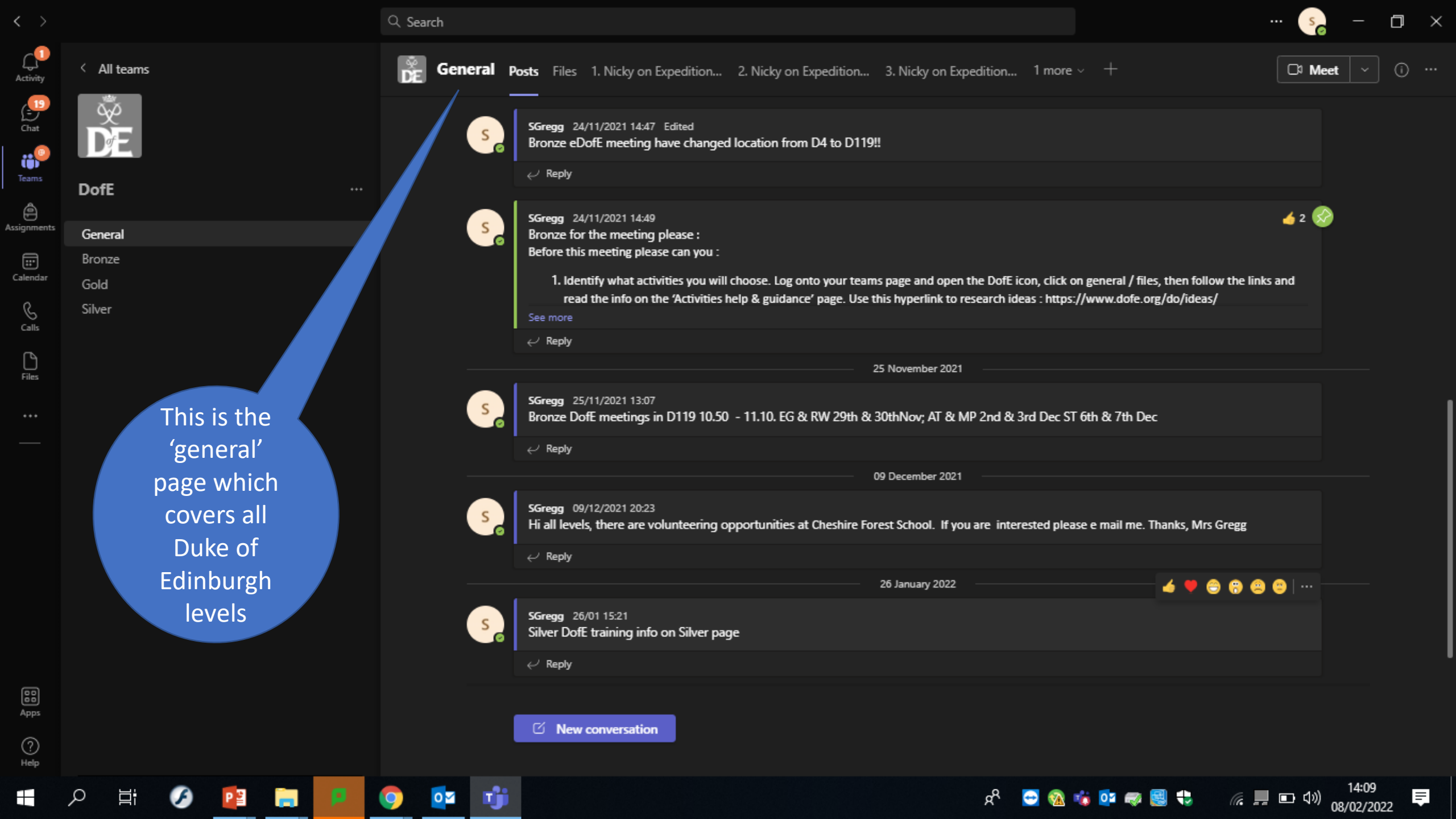


THS Year 9



THS-2021-9SG-Rg

- Activity (1)
- Chat (19)
- Teams (8)
- Assignments
- Calendar
- Calls
- Files
- ...
- Apps
- Help



All teams



DofE

General

Bronze

Gold

Silver

General Posts Files 1. Nicky on Expedition... 2. Nicky on Expedition... 3. Nicky on Expedition... 1 more +

Meet

This is the 'general' page which covers all Duke of Edinburgh levels

SGregg 24/11/2021 14:47 Edited
Bronze eDofE meeting have changed location from D4 to D119!!
Reply

SGregg 24/11/2021 14:49
Bronze for the meeting please :
Before this meeting please can you :
1. Identify what activities you will choose. Log onto your teams page and open the DofE icon, click on general / files, then follow the links and read the info on the 'Activities help & guidance' page. Use this hyperlink to research ideas : <https://www.dofe.org/do/ideas/>
See more
Reply

25 November 2021

SGregg 25/11/2021 13:07
Bronze DofE meetings in D119 10.50 - 11.10. EG & RW 29th & 30thNov; AT & MP 2nd & 3rd Dec ST 6th & 7th Dec
Reply

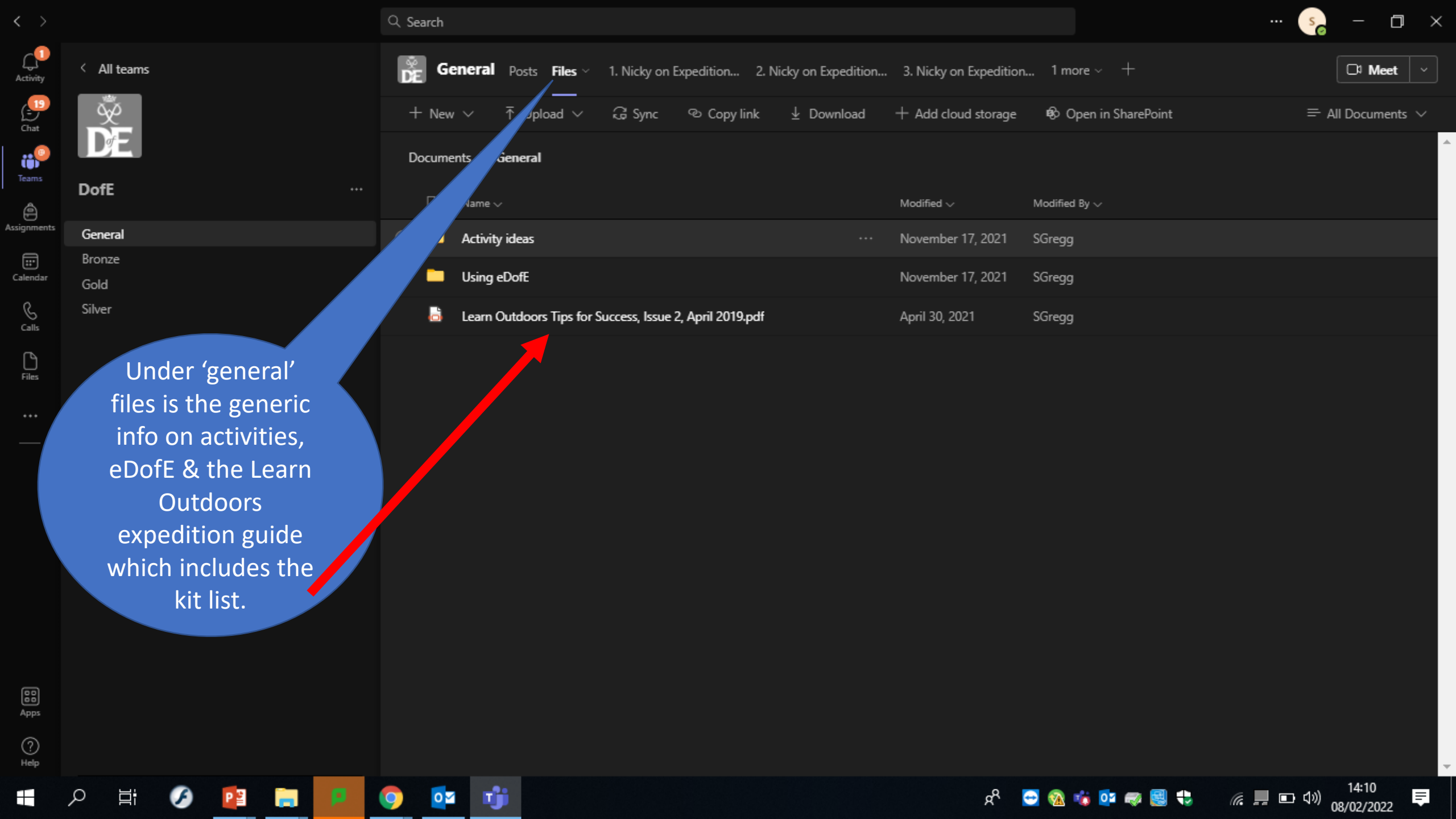
09 December 2021

SGregg 09/12/2021 20:23
Hi all levels, there are volunteering opportunities at Cheshire Forest School. If you are interested please e mail me. Thanks, Mrs Gregg
Reply

26 January 2022

SGregg 26/01 15:21
Silver DofE training info on Silver page
Reply

New conversation



All teams



DofE

General

Bronze

Gold

Silver

General

Posts

Files

1. Nicky on Expedition... 2. Nicky on Expedition... 3. Nicky on Expedition... 1 more

Meet

New Upload Sync Copy link Download Add cloud storage Open in SharePoint

All Documents

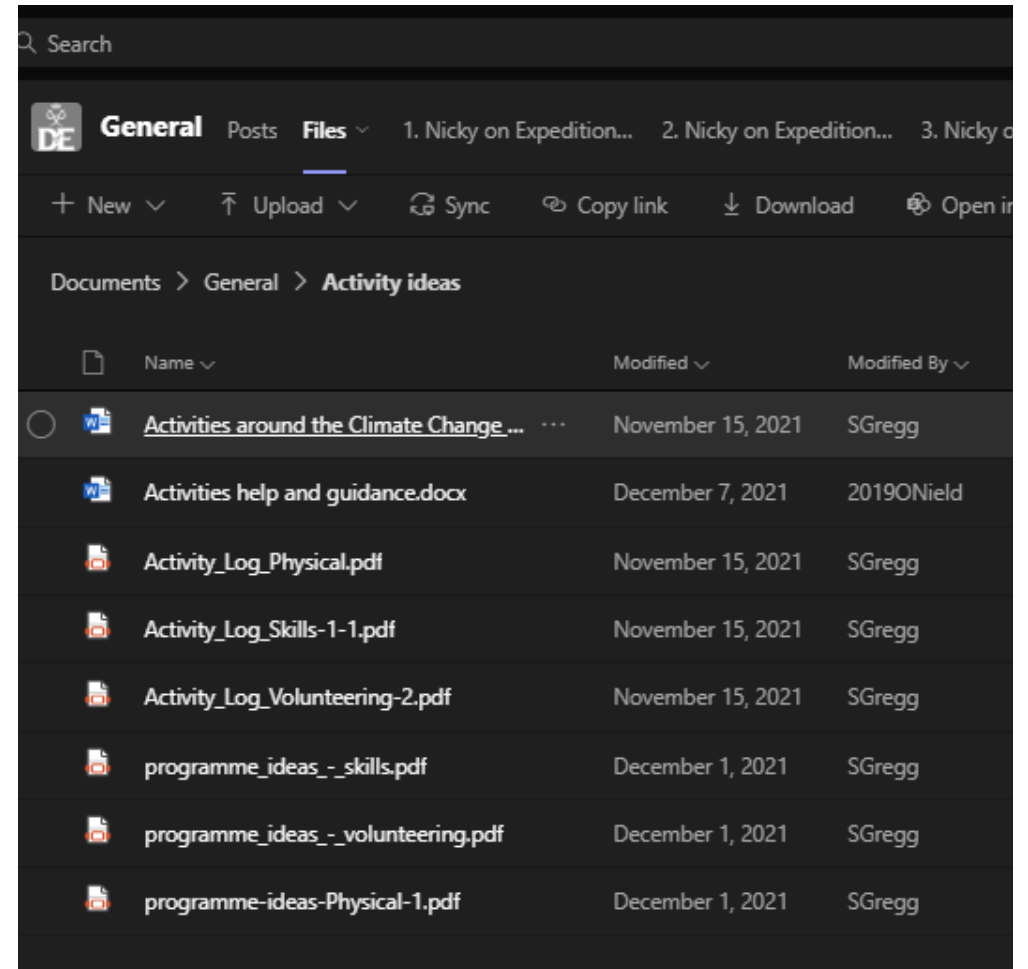
Documents General

Name	Modified	Modified By
Activity ideas	November 17, 2021	SGregg
Using eDofE	November 17, 2021	SGregg
Learn Outdoors Tips for Success, Issue 2, April 2019.pdf	April 30, 2021	SGregg

Under 'general' files is the generic info on activities, eDofE & the Learn Outdoors expedition guide which includes the kit list.

Activities

- Work on your activities for the time specified
- Either add your evidence as you go along or at end
- Use logs to document what you do which are here :
- Any cycling, jogging, walking, litter picking needs documenting on strava, a screen shot taken & uploaded.



Physical section

HEL WELSH
07958 04 0000
John Test ✓



Notifications 1

Offers near me

My Bronze DofE 1

My Gold DofE 1

Gold award presentations

Lifeline

Resources

Keep safe

DofE Card

Help

Contacts

* Start date

07/02/2020

Earliest completion date

ADD TO MY CALENDAR

* Type/category of activity

(Please select)

* Detailed activity chosen

Activity Details

* Where are you going to do it?

Please enter your text here...

* What are your goals?

Please enter your text here...

* Assessor's name:

* Assessor's position:

Assessor's email:

Assessor's telephone no.:

* My Leader is:

Select leader

MANAGE EVIDENCE

SAVE AS DRAFT

SUBMIT FOR APPROVAL

Physical section




[Back to Physical Section](#)


ID: 1304304


Enrolled: 04/01/2018

John Test 





Notifications 


Offers near me 

My Bronze DoE 

My Gold DoE 

Gold Award Presentations 

LifeZone 

Resources 

No Evidence Found

When I have finished an activity :

a) Upload your evidence – make sure any logs that include time or distance are totalled.

Date	What you did	Hours
12/6/21	Ballet class on Zoom	1
19/6/21	Ballet dance filming	1
26/6/21	Ballet class in studio	1
3/7/21	Ballet class in Studio	1
10/7/21	Ballet class in Studio	1
17/7/21	Ballet class in Studio	1
11/9/21	Ballet Class in Studio	1
18/9/21	Ballet Class in Studio	1
2/10/21	Ballet class in studio	1
9/10/21	Ballet class in Studio	1
30/10/21	Ballet class in Studio	1
31/10/21	Ballet class in Studio	1
		Total = 21hrs.

When I have finished an activity :

b) You get your assessor to complete the booklet page that came through the post, upload an image of this.

I. Ensure it is signed

II. Ensure the times are correct

DE | ASSESSOR'S REPORT
PHYSICAL

Participant: [Redacted]
eDofE ID No: [Redacted]
Level: Bronze

Description of activity: Ballet

Date started: 6 / 2 / 21 Completed: 9 / 10 / 21 (6 months)

Goals set by participant: Working towards my Grade 3 exam.

Assessor's comments:

Please write as much as possible, talking about training, teamwork (if applicable) and achievements. What you write will celebrate the achievement of the young person and form part of their permanent record of their DoFE programme. Please note: the information you have provided in this report will be scanned and stored by the DoFE as part of its record of the participant's achievement. The DoFE will not share your personal data with third parties.

What progress did they make towards their goals?
Taking classes and extra lessons with technique and set work

What did they achieve, what skills did they learn?
Erin is gaining strength and style and good technique for Grade 3.

How frequently did they take part in this activity?
Weekly 1hr lessons where Erin worked really hard to achieve her best.

Any other comments?
We wish Erin luck for her Bronze DoFE.

Signature: [Signature] Date: 07/11/2021

Assessor's first name: [Redacted]
Assessor's position/quali: [Redacted]
Assessor's phone number: [Redacted]
Assessor's email: jer

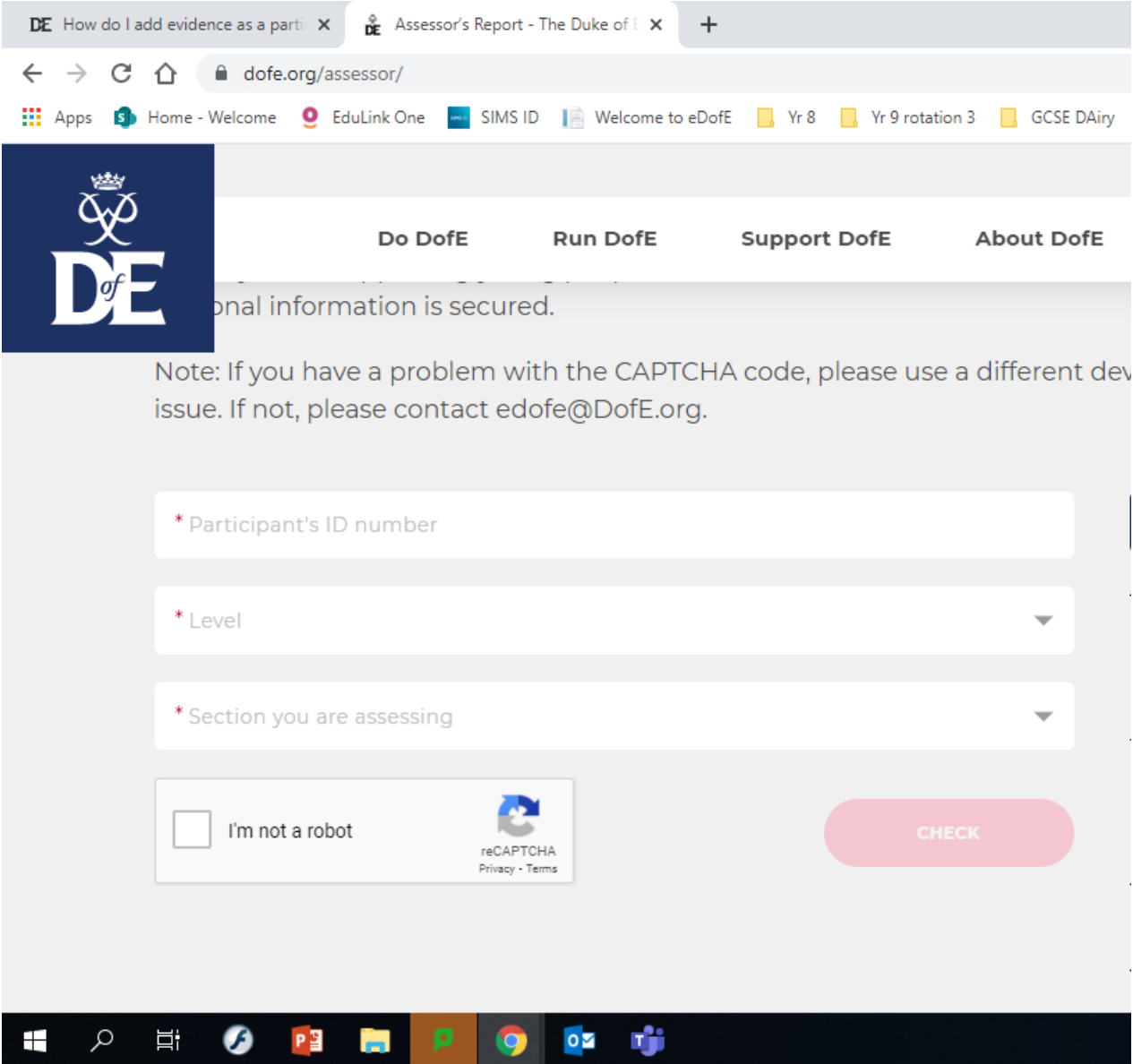
Participants should scan or

When I have finished an activity :

c) If you have lost the booklet, you give your assessor your edofe number, and get them to fill in an assessor report on line, here :

<https://www.dofe.org/assessor/>

NOTHING ELSE WILL DO!!!!



The screenshot shows a web browser window with the URL [dofe.org/assessor/](https://www.dofe.org/assessor/). The page features the DoFE logo on the left and navigation links for "Do DofE", "Run DofE", "Support DofE", and "About DofE". A security notice states "Personal information is secured." Below this, a note reads: "Note: If you have a problem with the CAPTCHA code, please use a different device. If not, please contact edofe@DofE.org." The form contains three required fields: "Participant's ID number" (text input), "Level" (dropdown menu), and "Section you are assessing" (dropdown menu). At the bottom left, there is a reCAPTCHA "I'm not a robot" checkbox. A pink "CHECK" button is located at the bottom right. The Windows taskbar is visible at the bottom of the screen.